









Mrs. Meacham's

Open House Checklist

1.		Find your storage box and put your supplies into the box. Things that measure, cut, color, draw, write, and glue go into this box! Check to see if they are labeled first!
2.		Can you find where the tissue box goes? Can you find where the snack boxes go? Can you find where the 3-ring binder goes? Can you find where the folders and page protectors go? Can you find where the notebooks go? Put all of these supplies into the correct locations.
3.		Take a look around the classroom! Can you find all the places where we have books? Can you find your book browsing box bin? Can you find your name anywhere else in the room? Where is the calendar wall? Where do you think we have class meetings and lessons?
4.		Parents...please fill out a student information sheet.
5.		Students - - find me and have me take a picture of you! We will use these pictures throughout the school year! Bring your 😊 !!!
6.		We have lockers this year! Our lockers are located right outside the Art Room. We have locker numbers 549 - 564. I've already assigned you a locker, can you find it?
7.	 	While on your way to the lockers, feel free to visit your other teachers including: <ul style="list-style-type: none">○ our GUIDANCE teacher Ms. Jahn○ our MUSIC teacher, Mrs. Vandertie○ our GYM teacher, Ms. Anderson○ our ART teacher, Ms. Schriener-Schmitt