



# Writer's Workshop: Question and Answer Books

## Day One: Same Question, Different Answers



2 min.	<ul style="list-style-type: none"> <li>• Gather students around the whiteboard.</li> <li>• Read <u>Up in a Tree</u> By Joy Cowley.</li> <li>• Ask students what they noticed about this book. Draw their attention to HOW the book was written (format).</li> <li>• Ask them what question was asked? How many times did they ask it? Were any other questions asked?</li> <li>• Ask them what answers were given?</li> </ul>
5 min.	<ul style="list-style-type: none"> <li>• Show students your story template (paper) and add each child's photo to a page.</li> <li>• One at a time, ask each child, "What is your name?" Write down their response.</li> <li>• Ask the class what question was asked to EACH student. Ask them if their answers were all the same?</li> <li>• Tell them that you just wrote a Question and Answer, using the SAME Question, DIFFERENT Answers pattern.</li> </ul>
1 min.	<ul style="list-style-type: none"> <li>• Show the class the book <u>Where are You Going Aja Rose?</u> By Joy Cowley.</li> <li>• Before reading, tell the class to listen for the question that is asked, and the answers that are given.</li> <li>• Read <u>Where are You Going Aja Rose?</u> By Joy Cowley.</li> </ul>
2 min.	<ul style="list-style-type: none"> <li>• Have students identify the question that was asked throughout the book (SAME question).</li> <li>• Have students identify the answers that were given in the book (DIFFERENT answers).</li> <li>• Discuss how the book format is similar to the book written at the beginning of the lesson (What is your Name?).</li> </ul>
- - - -	<ul style="list-style-type: none"> <li>• Share with students that they can also write pattern stories/books.</li> <li>• Allow time for students to write independently. Encourage them to attempt writing question + answer stories/books.</li> </ul>



# Writer's Workshop: Question and Answer Books

## Day Two: Different Questions, Same Answer


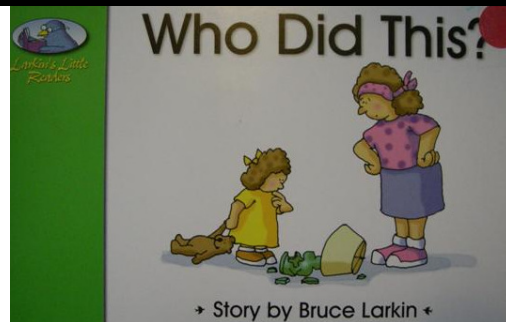
2 min.	<ul style="list-style-type: none"> <li>• Gather students around the whiteboard.</li> <li>• Read <u>Who Has a Tail?</u> By Joy Cowley.</li> <li>• Ask students what they noticed about this book. Draw their attention to HOW the book was written (format).</li> <li>• Ask them what questions were asked? Ask them what answer was always given?</li> </ul>
5 min.	<ul style="list-style-type: none"> <li>• Show them your story template (paper) and add each food photo to a page. Add the title to the cover.</li> <li>• One at a time, ask, "Is _____ made from milk?" Write down the answer next to each picture.</li> <li>• Ask the class what questions were asked. Ask the class what answer was given each time?</li> <li>• Tell them that you just created a Q+A book using the DIFFERENT Questions, SAME Answer pattern.</li> </ul>
1 min.	<ul style="list-style-type: none"> <li>• Show the class the book <u>Too Busy</u> By Greg Lang.</li> <li>• Before reading, tell the class to listen for the questions that are asked, and answer that is given.</li> <li>• Read <u>Too Busy</u> By Greg Lang.</li> </ul>
2 min.	<ul style="list-style-type: none"> <li>• Have students identify the questions that were asked throughout the book (DIFFERENT questions).</li> <li>• Have students identify the answer that was given in the book (SAME answer).</li> <li>• Discuss the book format in comparison to the book we wrote (What comes from Milk?).</li> </ul>
- - - -	<ul style="list-style-type: none"> <li>• Share with students that they can also write pattern stories/books.</li> <li>• Allow time for students to write independently. Encourage them to attempt writing question + answer stories/books.</li> </ul>



# Writer's Workshop: Question and Answer Books

## Day Three: Many Questions, One Answer

2 min.	<ul style="list-style-type: none"> <li>• Gather students around the whiteboard.</li> <li>• Read <u>Who Did This?</u> By Bruce Larkin.</li> <li>• Ask students what they noticed about this book. Draw their attention to HOW the book was written (format).</li> <li>• Ask if the author wrote a question or answer first. When did the author answer the question?</li> </ul>
5 min.	<ul style="list-style-type: none"> <li>• Show them your story template (paper) and add each transportation photo to a page. Add the title to the cover.</li> <li>• One at a time, ask, "Can we get there in a _____?" Write down the answer next to each picture.</li> <li>• Ask the class what questions were asked. When was the answer given?</li> <li>• Tell them that you just created a Q+A book, using the MANY Questions, One Answer pattern.</li> </ul>
1 min.	<ul style="list-style-type: none"> <li>• Show the class the book <u>Shark in a Sack</u> By Joy Cowley.</li> <li>• Before reading tell the class to listen for the questions that are asked, and what answer is given.</li> <li>• Read <u>Shark in a Sack</u> By Joy Cowley.</li> </ul>
2 min.	<ul style="list-style-type: none"> <li>• Have students identify the questions that were asked throughout the book (MANY Questions).</li> <li>• Have students identify the answer that was given, and when it was given in the book (ONE Answer).</li> <li>• Discuss the book format in comparison to the book we wrote (Going to School?).</li> </ul>
- - - -	<ul style="list-style-type: none"> <li>• Share with students that they can also write pattern stories/books.</li> <li>• Allow time for students to write independently. Encourage them to attempt writing question + answer stories/books.</li> </ul>





Jessica Meacham  
2008 - 2009

# Writer's Workshop: Question and Answer Books

## Day Four: One Question, Many Answers

2 min.	<ul style="list-style-type: none"> <li>• Gather students around the whiteboard.</li> <li>• Read <u>Who Beats the Heat</u> By B. Chanko.</li> <li>• Ask students what they noticed about this book. Draw their attention to HOW the book was written (format).</li> <li>• Ask if the author wrote a question or answer first. How many times was the question asked?</li> </ul>
5 min.	<ul style="list-style-type: none"> <li>• Show them your story template (paper) and add each photo to a page. Add the title to the cover.</li> <li>• One at a time, ask, "What is red?" Write down the answer next to each picture.</li> <li>• Ask the class what question was asked. When were the answers given?</li> <li>• Tell them that you just created a Q+A book, using the ONE QUESTION, MANY ANSWERS pattern.</li> </ul>
1 min.	<ul style="list-style-type: none"> <li>• Show the class the book <u>After School</u> By Jillian Cutting.</li> <li>• Before reading tell the class to listen for the questions that are asked, and what answer is given.</li> <li>• Read <u>After School</u> By Jillian Cutting.</li> </ul>
2 min.	<ul style="list-style-type: none"> <li>• Have students identify the question that as asked (ONE Question).</li> <li>• Have students identify the answers that were given (MANY Answers).</li> <li>• Discuss the book format in comparison to the book we wrote (Red).</li> </ul>
- - - -	<ul style="list-style-type: none"> <li>• Share with students that they can also write pattern stories/books.</li> <li>• Allow time for students to write independently. Encourage them to attempt writing question + answer stories/books.</li> </ul>





Jessica Meacham  
2008 - 2009

# Writer's Workshop: Question and Answer Books

## Day Five: Different Questions, Different Answers

2 min.	<ul style="list-style-type: none"> <li>• Gather students around the whiteboard.</li> <li>• Read <u>What Can Sing?</u> By Jill McDougall</li> <li>• Ask students what they noticed about this book. Draw their attention to HOW the book was written (format).</li> <li>• Ask if the author wrote a question or answer first. How many times was the question asked?</li> </ul>
5 min.	<ul style="list-style-type: none"> <li>• Show them your story template (paper) and add each bear-related photo to a page. Add the title to the cover.</li> <li>• One at a time, ask questions about bears (in relation to the pictures). Write down the answer next to each picture.</li> <li>• Ask the class what questions were asked. When were the answers given? Were the questions/answers the same?</li> <li>• Tell them that you created a Q+A book, using the DIFFERENT Questions and DIFFERENT ANSWERS pattern.</li> </ul>
1 min.	<ul style="list-style-type: none"> <li>• Show the class the book <u>Quick, Go Peek</u> By Joelle Murphy.</li> <li>• Before reading tell the class to listen for the questions that are asked, and what answers are given.</li> <li>• Read <u>Quick, Go Peek</u> By Joelle Murphy.</li> </ul>
2 min.	<ul style="list-style-type: none"> <li>• Have students identify the questions that were asked (MANY Questions).</li> <li>• Have students identify the answers that were given (MANY Answers).</li> <li>• Discuss the book format in comparison to the book we wrote (All About Bears).</li> </ul>
- - - -	<ul style="list-style-type: none"> <li>• Share with students that they can also write pattern stories/books.</li> <li>• Allow time for students to write independently. Encourage them to attempt writing question + answer stories/books.</li> </ul>



**Jessica Meacham**  
2008 - 2009